

College & Career: Every Student Graduates Ready for College and Careers

Goal 4 - Keystone Proficiency

School Code | 3322 School Name | Philadelphia Academy Charter School

Goal 4: The percentage of students who are proficient on all three state high school assessments (Algebra, Literature, and Biology) by the end of their 11th grade year will grow from 26.1% in August 2019 to 52.0% by August 2026.

% of 11th Graders Proficient on Algebra, Biology, & Literature Keystones

All Students, 105 students

Score: 38.1 %



2021-2022 Target: 31.7 %

6.4 pts above target

2025-2026 Goal: 52.0 %

-13.9 pts from target

MEETING

no data prior year



- Meeting Target
- Not Meeting Target

American Indian / Alaskan Native

Insufficient Sample

Asian

Insufficient Sample

Black / African American

Insufficient Sample

Hispanic / Latino

Insufficient Sample

Multi Racial / Other

Insufficient Sample

Native Hawaiian / Pacific Islander

Insufficient Sample

White, 76 students

Score: 43.4 %

11.7 pts above target

MEETING

no data prior year



English Learners

Insufficient Sample

Students with IEPs

Insufficient Sample

Economically Disadvantaged, 35 students

Score: 40.0 %

8.3 pts above target

MEETING

no data prior year



College & Career: Every Student Graduates Ready for College and Careers

Goal 5 - Career and Technical Education

Graduation and College Readiness

School Code | 3322 School Name | Philadelphia Academy Charter School

Goal 5: The percentage of Career and Technical Education (CTE) students who pass an industry standards-based competency assessment by the end of their 12th grade year will grow from 54.5% in August 2019 to 80.0% in August 2026.

% of 12th Grade CTE Students Meeting Industry Standards

All Students

Data Unavailable

AP, IB, or Dual Enrollment Course Metrics

7.7 %

% of Students Meeting Standard on AP Exam, on IB Exam, or in Dual Enrollment Course by End of 12th Grade

18.3 %

% of Students Participating in but Not Meeting Standard on AP Exam, IB Exam, or Dual Enrollment Course by the End of 12th Grade

74.0 %

% of Students Not Participating in AP Exam, IB Exam, or Dual Enrollment Course by the End of 12th Grade

Other Key Metrics

95.5 %

Ninth-Grade On-Track Rate

62.2 %

First-Fall Matriculation

51.0 %

% of Students Completing the FAFSA by End of 12th Grade

- Meeting Target
- Not Meeting Target

College & Career: Every Student Graduates Ready for College and Careers

Graduation and College Readiness

School Code | 3322 School Name | Philadelphia Academy Charter School

Four-Year Cohort Graduation Rate

All Students, 98 students

Score: 87.8 %



2021-2022 Target: 87.7 %

.1 pts above target

2025-2026 Goal: 90.0 %

-2.2 pts from target

MEETING

no data prior year

- Meeting Target
- Not Meeting Target

American Indian / Alaskan Native

Insufficient Sample

Asian

Insufficient Sample

Black / African American

Insufficient Sample

Hispanic / Latino

Insufficient Sample

Multi Racial / Other

Insufficient Sample

Native Hawaiian / Pacific Islander

Insufficient Sample

White, 62 students

Score: 87.1 %

-6 pts from target

NOT MEETING

no data prior year

English Learners

Insufficient Sample

Students with IEPs, 23 students

Score: 65.2 %

-22.5 pts from target

NOT MEETING

no data prior year

Economically Disadvantaged

Insufficient Sample

College & Career: Every Student Graduates Ready for College and Careers

Graduation and College Readiness

School Code | 3322 School Name | Philadelphia Academy Charter School

Four-Year Cohort Drop-Out Rate

All Students

2 out of 98 students

Score: 2.0%

American Indian / Alaskan Native

Insufficient Sample

Asian

Insufficient Sample

Black / African American

Insufficient Sample

Hispanic / Latino

Insufficient Sample

Multi Racial / Other

Insufficient Sample

Native Hawaiian / Pacific Islander

Insufficient Sample

White

1 out of 62 students

Score: 1.6%

English Learners

Insufficient Sample

Students with IEPs

0 out of 23 students

Score: 0.0%

Economically Disadvantaged

Insufficient Sample

Four-Year Cohort Continuation Rate

All Students

10 out of 98 students

Score: 10.2%

American Indian / Alaskan Native

Insufficient Sample

Asian

Insufficient Sample

Black / African American

Insufficient Sample

Hispanic / Latino

Insufficient Sample

Multi Racial / Other

Insufficient Sample

Native Hawaiian / Pacific Islander

Insufficient Sample

White

7 out of 62 students

Score: 11.3%

English Learners

Insufficient Sample

Students with IEPs

8 out of 23 students

Score: 34.8%

Economically Disadvantaged

Insufficient Sample

Climate, Culture & Opportunity

Guardrail 1 - Welcoming and Supportive Schools

School Code | 3322 School Name | Philadelphia Academy Charter School

Guardrail 1: Every school will be a safe, welcoming and healthy place where our students, staff and community want to be and learn each day. This means that our schools will be: 1) environmentally safe and clean; and 2) spaces with inclusive climates that provide students with access to robust social, emotional, and mental health supports.

School Climate Score

Score: 7.6



2021-2022 Target: 7.0
0.6 pts above target

2025-2026 Goal: 7.0
0.6 pts above target



School Climate Survey

7.6/10
Student Rating

Insufficient Sample
Parent Rating

7.6/10
Teacher Rating

School Instruction Score

Score: 7.9



2021-2022 Target: 8.0
-0.1 pts from target

2025-2026 Goal: 8.0
-0.1 pts from target



School Instruction Survey

8.4/10
Student Rating

Insufficient Sample
Parent Rating

7.4/10
Teacher Rating

- Meeting Target
- Not Meeting Target

 **Not Applicable**



School Has at Least 2 Behavioral/Mental Health Support FTEs per 500 Students

Climate, Culture & Opportunity

Guardrail 1 - Welcoming and Supportive Schools

School Code | 3322 School Name | Philadelphia Academy Charter School

Guardrail 1: Every school will be a safe, welcoming and healthy place where our students, staff and community want to be and learn each day. This means that our schools will be: 1) environmentally safe and clean; and 2) spaces with inclusive climates that provide students with access to robust social, emotional, and mental health supports.

% of Students Attending at Least 95% of Instructional Days	% of Students Attending			
<p>All Students: 452 Students</p> <p style="text-align: center;">Score: 40.0 %</p>  <p>2021-2022 Target: 52.9 % -12.9 pts from target</p> <p>2025-2026 Goal: 60.0 % -20.0 pts from target</p> <p>NOT MEETING no data prior year</p>	<p>Greater Than 95% of Instructional Days 40.0 %</p>	<p>90-95% of Instructional Days 33.2 %</p>		
<p>All Students: 452 Students</p> <p style="text-align: center;">Score: 73.2 %</p>  <p>2021-2022 Target: 82.3 % -9.1 pts from target</p> <p>2025-2026 Goal: 94.0 % -20.8 pts from target</p> <p>NOT MEETING no data prior year</p>	<p style="text-align: center;">Additional Metrics</p> <table border="0" style="width: 100%;"> <tr> <td style="width: 50%; text-align: center;"> <p>Not Applicable</p> <p><i>% of Teachers Attending at Least 95% of Work Days (Cumulative)</i></p> <p>Not Applicable</p> <p><i>% of Teachers Receiving a Proficient MMS Rating</i></p> </td> <td style="width: 50%; text-align: center;"> <p>Not Applicable</p> <p><i>Teacher Annual Retention</i></p> <p>Not Applicable</p> <p><i>% of Teachers Receiving a Distinguished MMS Rating</i></p> </td> </tr> </table>		<p>Not Applicable</p> <p><i>% of Teachers Attending at Least 95% of Work Days (Cumulative)</i></p> <p>Not Applicable</p> <p><i>% of Teachers Receiving a Proficient MMS Rating</i></p>	<p>Not Applicable</p> <p><i>Teacher Annual Retention</i></p> <p>Not Applicable</p> <p><i>% of Teachers Receiving a Distinguished MMS Rating</i></p>
<p>Not Applicable</p> <p><i>% of Teachers Attending at Least 95% of Work Days (Cumulative)</i></p> <p>Not Applicable</p> <p><i>% of Teachers Receiving a Proficient MMS Rating</i></p>	<p>Not Applicable</p> <p><i>Teacher Annual Retention</i></p> <p>Not Applicable</p> <p><i>% of Teachers Receiving a Distinguished MMS Rating</i></p>			

- Meeting Target
- Not Meeting Target

Climate, Culture & Opportunity

Guardrail 2 - Enriching and Well-rounded School Experiences

Guardrail 3 - Partnering with Parents / Family Members

School Code | 3322 School Name | Philadelphia Academy Charter School

Guardrail 2: Every student will have a well-rounded education with co-curricular opportunities, including arts and athletics, integrated into the school experience.

Guardrail 3: Every parent and guardian will be welcomed and encouraged to be partners in their child's school community.

% of Students Participating in Co-Curricular / Athletics Activities

School Relationship Score

*% of Students
Participating in Co-
Curricular / Athletics
Activities*

Data Unavailable

Insufficient Sample

Additional Metrics



Not Applicable

School Has a SAC/Parent Advisory Group



Not Applicable

School Has a SAC/Parent Advisory Group That Meets Regularly



Not Applicable

Number of SAC/Parent Advisory Group Meetings

- Meeting Target
- Not Meeting Target

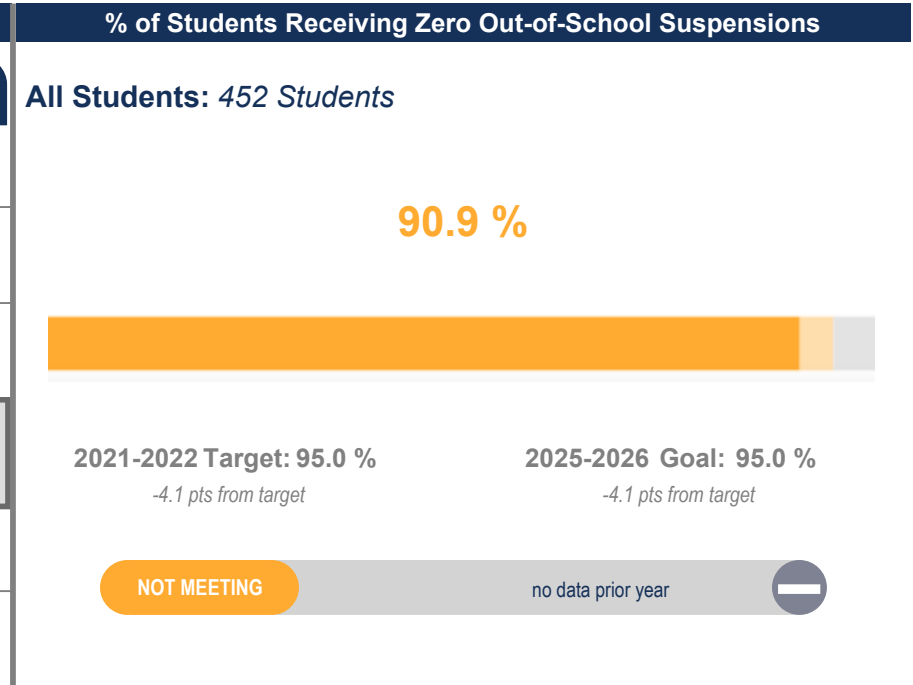
Climate, Culture & Opportunity

Guardrail 4 - Addressing Racist Practices

School Code | 3322 School Name | Philadelphia Academy Charter School

Guardrail 4: Our students' potential will not be limited by practices that perpetuate systemic racism and hinder student achievement.

Suspension Disproportionality		
	% of Enrollment (Total Enrollment)	% of Suspensions Given to Each Subgroup
All Students	(445)	
American Indian / Alaskan Native	0.5 % (2)	0.0 %
Asian	6.1 % (27)	3.6 %
Black / African American	14.2 % (63)	26.8 %
Hispanic / Latino	12.2 % (54)	16.1 %
Multi Racial / Other	1.8 % (8)	0.0 %
Native Hawaiian / Pacific Islander	0.7 % (3)	0.0 %
White	64.6 % (287)	53.6 %
English Learners	4.3 % (19)	3.6 %
Students with IEPs	21.8 % (97)	28.6 %
Economically Disadvantaged	56.9 % (253)	66.1 %



Disproportionality in AP, IB, and Dual Enrollment Courses

All Students	Black / African American	Hispanic / Latino
24.0 %	9.1 %	0.0 %

- Meeting Target
- Not Meeting Target